



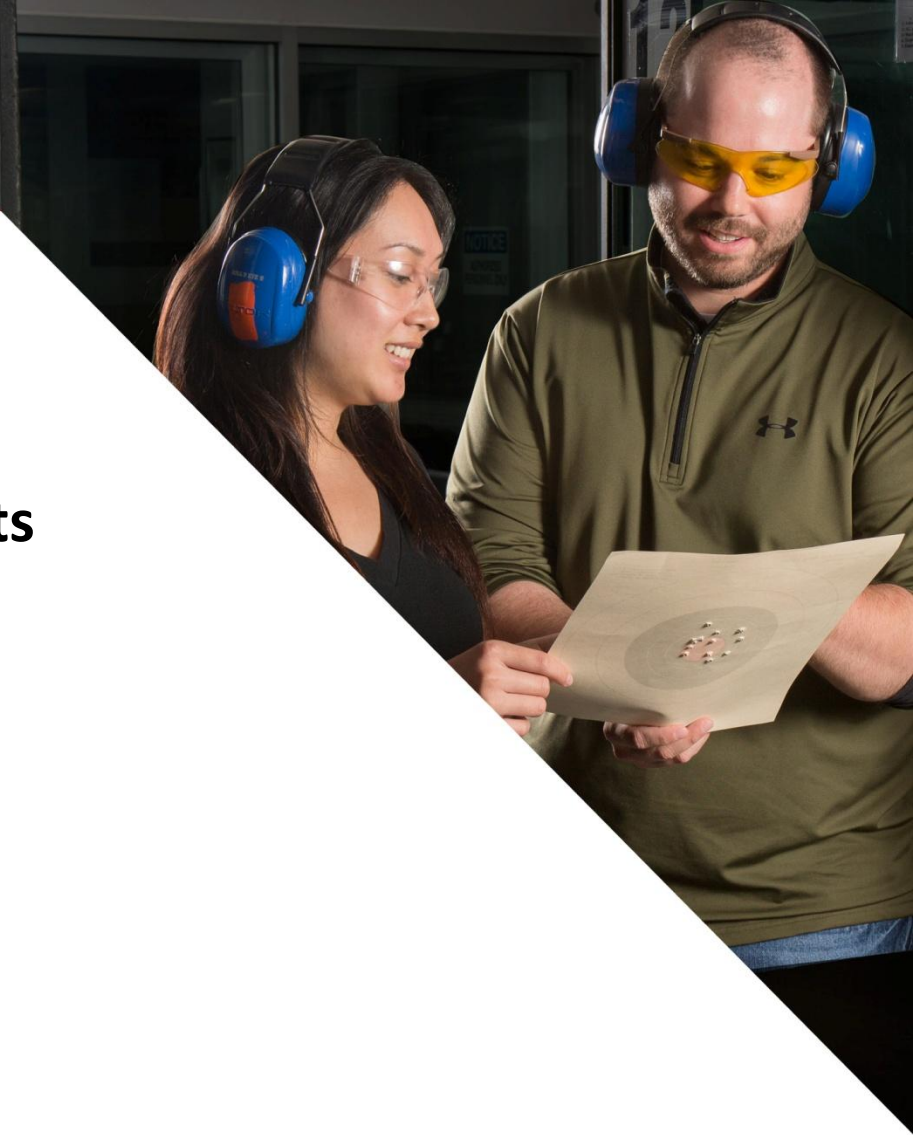
NEW SHOOTER

S E M I N A R

NRA

Today's Program Will Cover:

- **Gun Safety**
- **Gun Storage**
- **Types of Firearms and Their Parts**
- **Magazines**
- **Ammunition**
- **Sights**
- **What to Expect on the Range**
- **What You Need at the Range**
- **Cleaning Your Gun**
- **NRA Training Courses**



Seminar Goals

To highlight the basic
knowledge, skills, and attitude
essential for selecting,
safely handling, storing
and cleaning a firearm.



Gun Safety



Gun Safety is everyone's responsibility.

The three most important rules of gun safety are:

1. **ALWAYS** keep the gun pointed in a safe direction.
2. **ALWAYS** keep your finger off the trigger until ready to shoot.
3. **ALWAYS** keep the gun unloaded until ready to use.
4. **ALWAYS** know your target and what's around and behind it.



Gun Safety

Other Rules To Keep In Mind:

- Know how to use the gun safely.
- Be sure the gun is safe to operate.
- Use only the correct ammunition for your gun.
- Wear eye and ear protection as appropriate.
- Never use alcohol or drugs before or while shooting.
- Be aware that certain types of guns and many shooting activities require additional safety precautions.



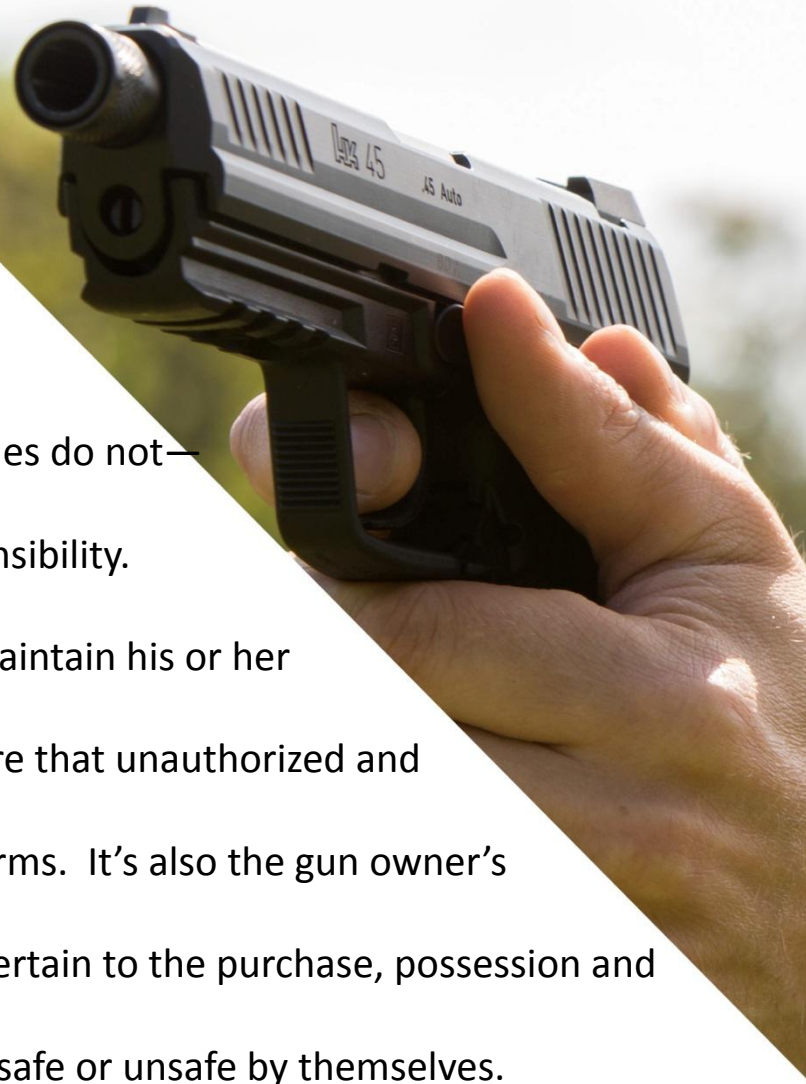
Gun Safety

Gun Owner's Responsibilities

Americans enjoy a right that citizens of many other countries do not—the right to own firearms. But with that right comes responsibility.

It is the gun owner's responsibility to store, operate and maintain his or her firearms safely. It is the gun owner's responsibility to ensure that unauthorized and untrained individuals cannot gain access to his or her firearms. It's also the gun owner's responsibility to learn and follow all applicable laws that pertain to the purchase, possession and use of firearms in his or her jurisdiction. Guns are neither safe or unsafe by themselves.

When people practice responsible gun ownership, firearms are safe.



Home Safety & Storage

There's one rule to storing a gun safely and securely –**you must be sure that unauthorized persons don't have access to the gun.** There are many storage options available to choose from depending on your own personal situation.

Trigger and Cable Locks

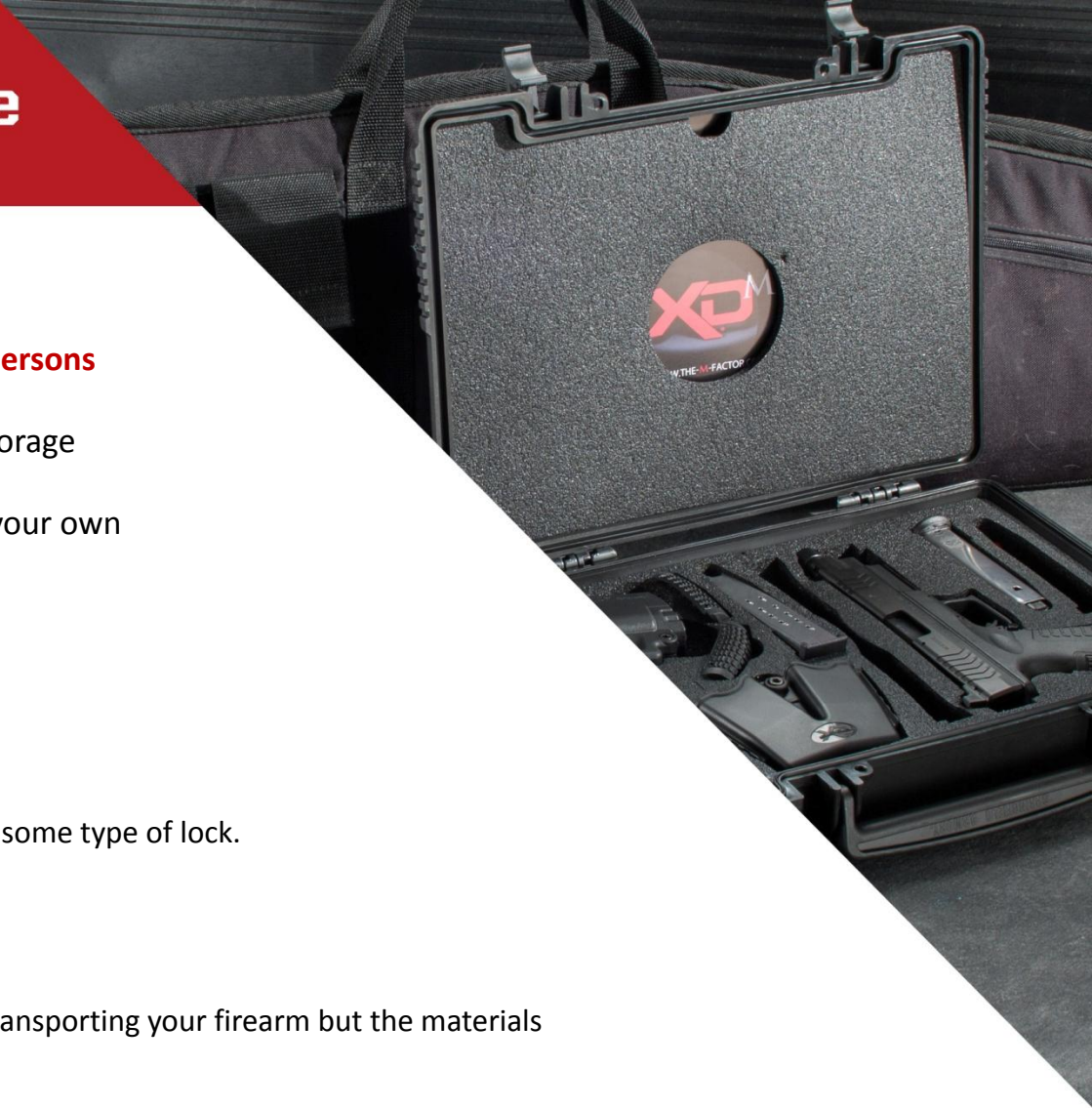
New guns from the manufacturer usually come with some type of lock.

Plastic & Fabric Gun Cases

Plastic and fabric gun cases are designed for safely transporting your firearm but the materials are not intended for longer-term storage.

Strong Boxes & Metal Gun Cases

Metal gun cases offer portable storage like a fabric or plastic case but have much greater security. Strong boxes are similar but can be mounted for permanent attachment.



Home Safety & Storage

Locking Steel Gun Cabinets

Locking steel cabinets are lighter than a gun safe. Their simple locking mechanisms and lack of insulation also reduces costs, making them much more affordable.

Gun Safes

Safes possess locks that prevent a gun from being handled or loaded, upholstered interiors and gun racks to protect the finish of your firearms, and serve as an effective theft deterrent. There are many makes and models of gun safes so it's important to think about cost as well as the amount of firearms you own or plan to purchase in the future. Safes come in different sizes, gauges of steel, locking mechanisms, levels of fire resistance, warranties, shelf and rack configurations, and exterior color and finishes. All of these factors are things to consider and will determine a safe's price. Safes can get very large, heavy, and expensive but are the most secure gun storage option



Understanding Types of Guns & Their Parts

Two basic types of firearms exist.

One type is a long gun, such as a rifle or shotgun. The other type is a pistol.


To understand how a gun works, you must first understand the gun's action. The action is a group of moving parts used to load, fire, and unload a gun.



Actions for Long Guns



Bolt Action



Lever action



Pump Action



Semi-Automatic Action



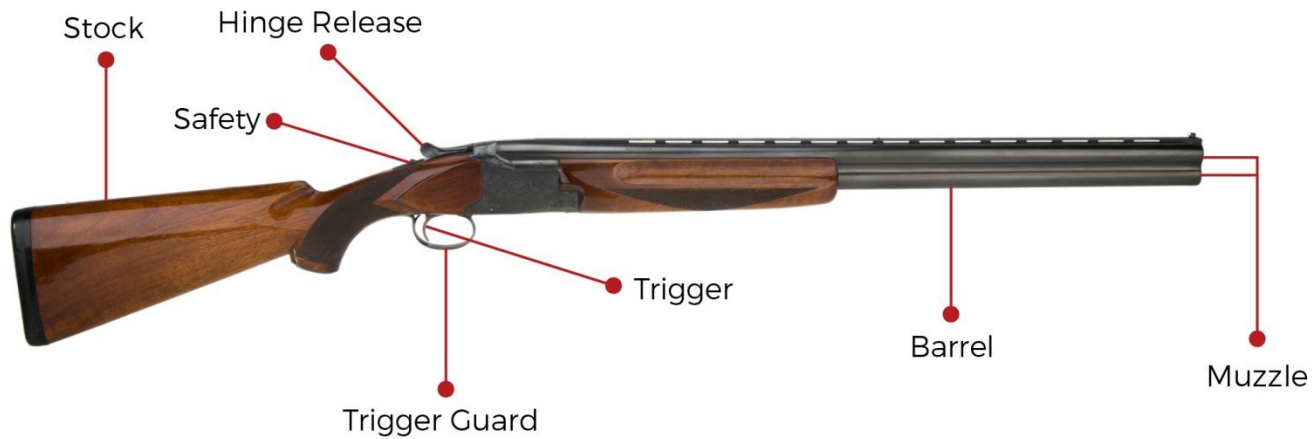
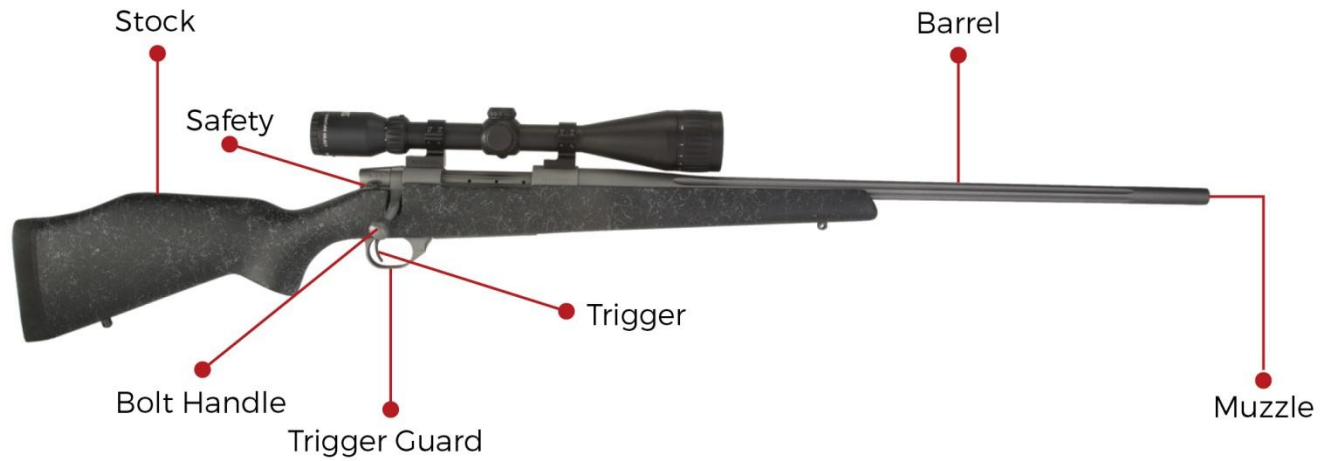
Hinge Action



Falling Block Action



Typical Long Gun Parts



Types of Pistols



Single-Action Revolver



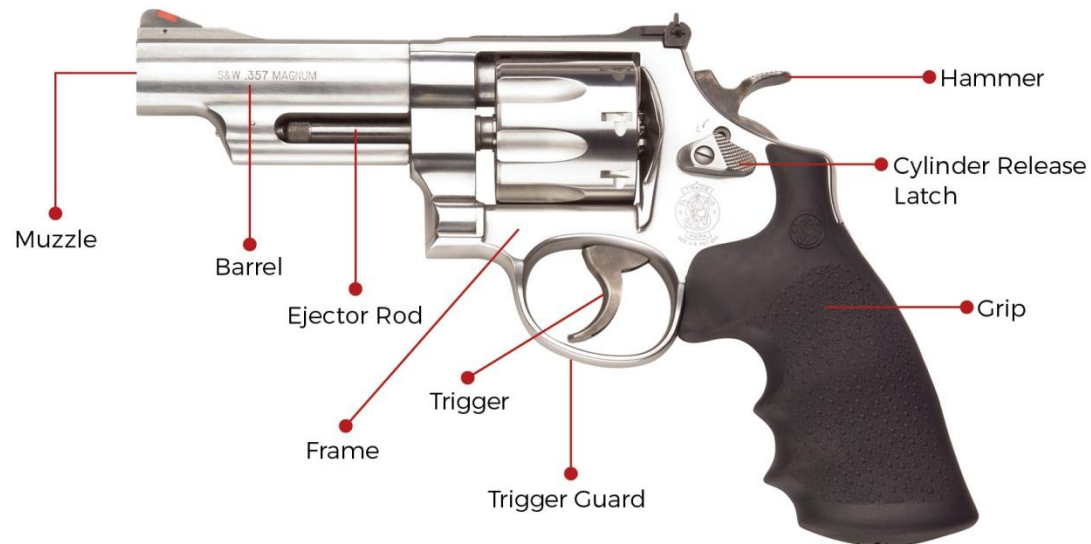
Double-Action Revolver



Semi-Automatic Pistols



Semi- Automatic Pistol & Revolver Parts



Magazines

The magazine is a storage device designed to hold cartridges prior to insertion into the firing chamber. It is important to know what type of magazine your gun has to ensure you properly load and unload prior to usage, storage or cleaning. The location of the magazine will vary depending upon the action, model, and make of the gun. Various types of magazines exist but the two most common are: **box magazines and tubular magazines.**



Ammunition

It is important to understand and select the proper ammunition, or ammo, for your firearm –failing to do so can cause serious injury or damage. Most firearms have the cartridge designation stamped on the barrel or receiver.

Ammo is fired when the gun's firing pin hits the ammo's primer.

This causes a spark from the primer to ignite the gunpowder. As the powder burns, it creates high pressure gas that causes the case to expand, forming a seal and pushes the bullet down the barrel.

Ammo is generally classified by caliber, which is defined by the diameter of the barrel of your gun. Smaller calibers tend to produce less recoil, while larger calibers transfer more energy at the point of impact, which tends to produce more recoil.



Sights

Sights are devices used to assist in aligning and aiming your firearm. There are different types of sights available for your gun:

Iron Sights

Iron sights also known as open sights are the most commonly used sights used on pistols and rifles. “Open” iron sights consists of a square rear notch and front blade.

Optical Sights

Many rifle (and sometimes pistols) shooters opt to use optical sights. There are two main groups of optics: telescopic and reflexive.



What to Expect at the Range

Range Safety Officer

Most ranges have Range Safety Officers (RSOs), whose job is to supervise shooters, enforce the rules, and handle any problems that may occur. The RSO has absolute authority on the range.

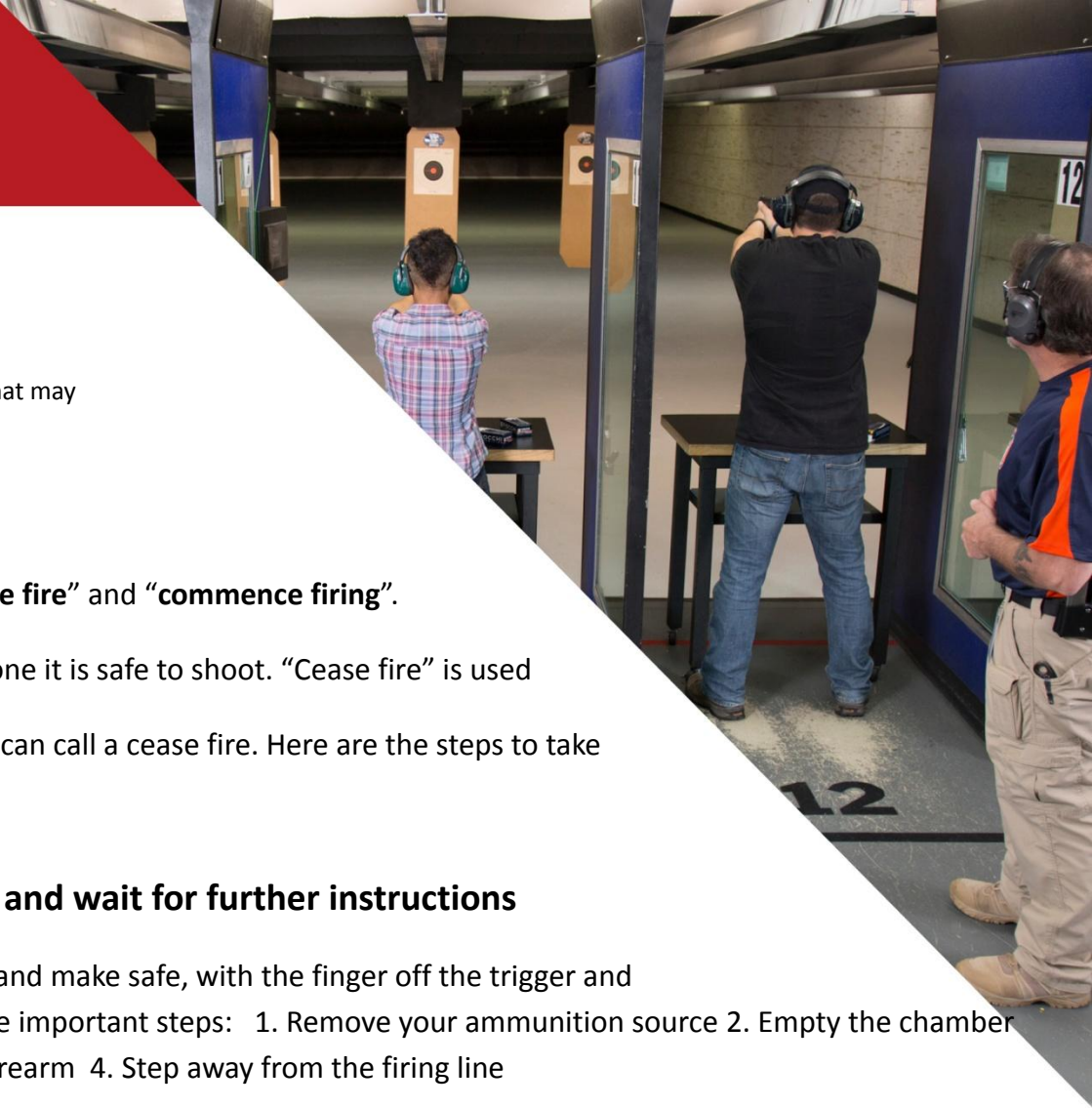
Range Commands

Two of the most important range commands are “**cease fire**” and “**commence firing**”.

“Commence firing” is the command given to tell everyone it is safe to shoot. “Cease fire” is used whenever all shooting must stop. Anyone on the range can call a cease fire. Here are the steps to take if a cease fire is called:

Stop shooting immediately. Finger off trigger and wait for further instructions

If a Range Safety Officer gives the command to unload and make safe, with the finger off the trigger and the gun pointed in a safe direction, you can follow these important steps: 1. Remove your ammunition source 2. Empty the chamber and lock the action open 3. Keep your hands off the firearm 4. Step away from the firing line



What You Need at the Range



A Gun Case



Ear Protection



Eye Protection

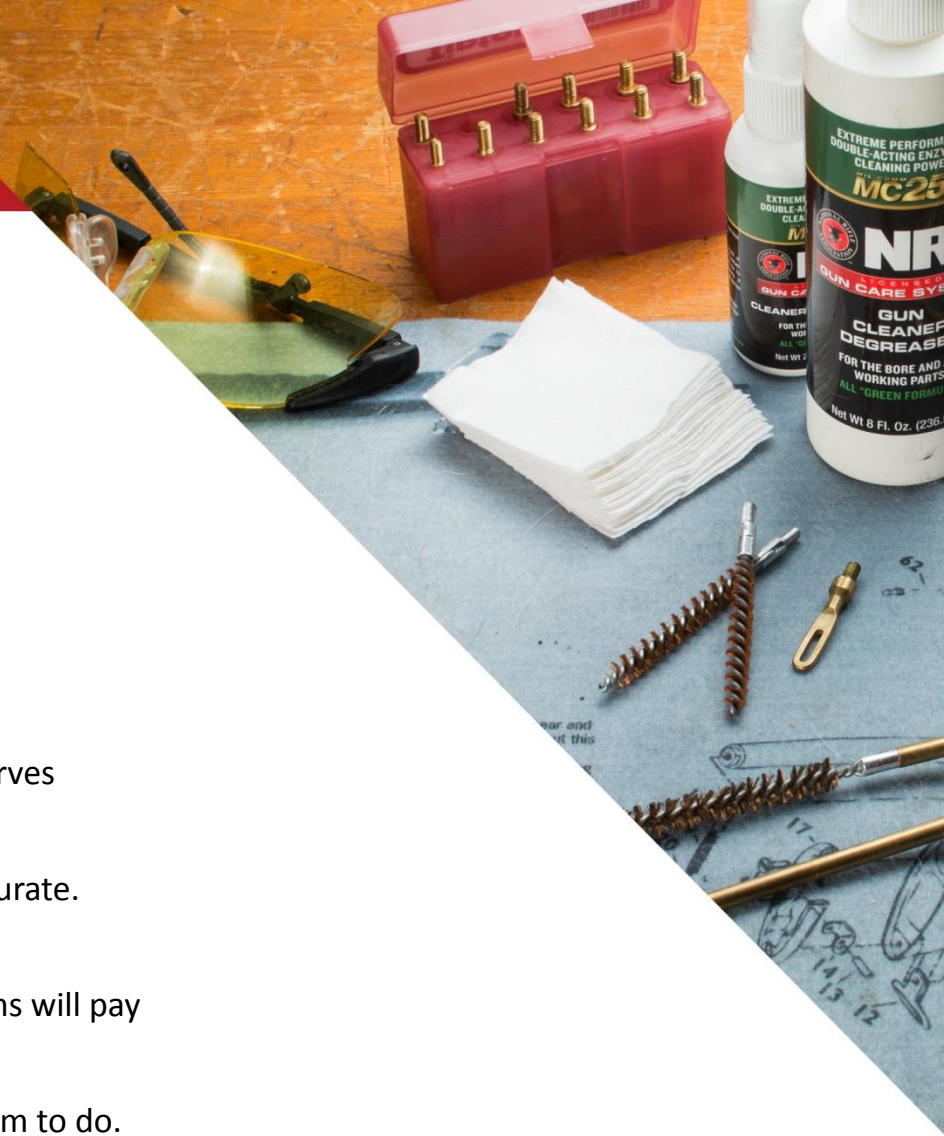


Ammunition Designed for Your Firearm



Cleaning Your Gun

Now that you know more about your gun, have taken it to the range for target practice and it is unloaded and safely stored, it is important to know how to clean and maintain your gun. Cleaning and maintaining your guns preserves their functionality and value while keeping them safe and accurate. The effort and attention you put into maintaining your firearms will pay off in peace of mind that your guns will do what you need them to do. There are lots of rifle and pistol cleaning kits available.



NRA Training Courses

Now that you've got the basics, the NRA offers a variety of training courses for beginner, intermediate, and advanced shooters. Pistol, rifle, shotgun, muzzleloader, safety and personal protection, and reloading courses are all available and taught from the leading experts on safe gun use, NRA Certified Instructors.

www.NRAInstructors.org

